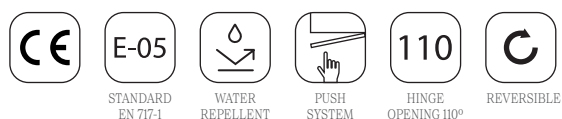



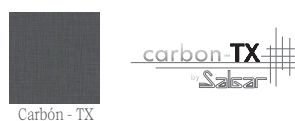
ALLIANCE - Tower 1 mirror door - 1600



Exterior Finishes



Interior finishes



Technical information

Manufacture of doors and sides (e=16mm):

- Gloss White: Laminated particle board lacquered with UV High Gloss polyester paint.
- White Cotton, Black Velvet: laminated particle board lacquered with matt water-based paint.
- Natural, Bay Pine, African Oak, Alsacia: Laminated particle board. Edging PVC "Testa" design with PUR glue.

Mirror doors: 4 mm thick moon

Internal Structure panels (Thickness = 16mm): Laminated particle board on exclusive design Carbon TX.

Glass shelves (thickness = 5mm): height-adjustable, Heigh 1600 - 4 units

* All panels used in the manufacture of this unit are classed as E05 grade with low level of formaldehyde content.

*Edges according to design: PVC, ABS. (edged with PUR glue)

Fittings

Hangers: high resistance wall brackets with three independent regulations from the front. Load capacity 70 Kg.

Hinges: Adjustable hinges with cushioned closing.

Packaging dimensions and weight

	350 x 1600
Lenght (mm)	415
Depth (mm)	415
Height (mm)	1680
Net weight (kg)	27,5
Gross weight (kg)	30,5

Dimensions

