Salgar	12 mm thick customised countertops with machining		Date:
	Custome	Order No.:	

○ Data needed for 2 basins

○ Data needed for 1 basin

CODE	L	ØG	X1	X2	Z1	Z2	Y1	Y2	Code Basin

IMPORTANT: Choose one of the two options to complete the slab.

○ 1. COUNTERTOP FOR VESSEL BASINS

Choose the finish for the left side

STANDARD

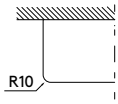

+5 mm

TO THE WALL*

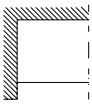

+ >16 mm

WITH TOWEL BAR

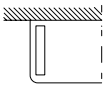

+85 mm

CURVE

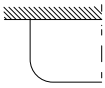

+5 mm

M = Size of the vanity
L = M + Left finish + Right finish
L (Up to 2400)

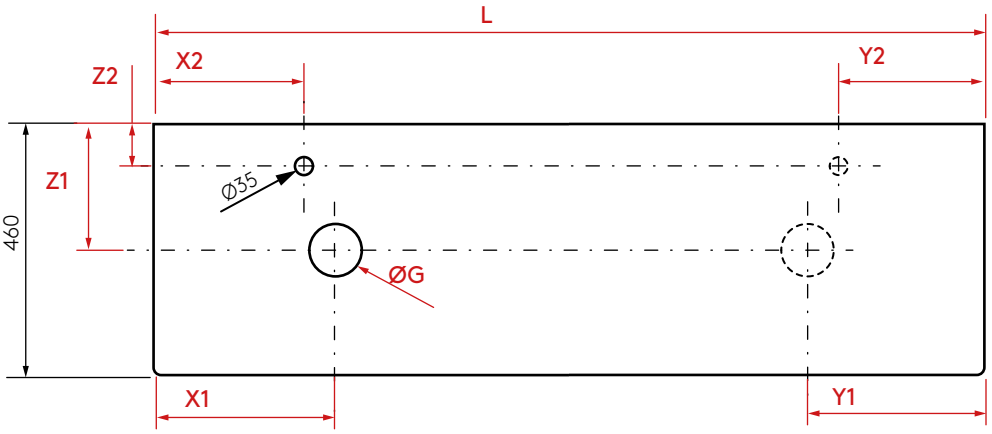

*Installing with a power strip is recommended.

Choose the finish for the right side

STANDARD

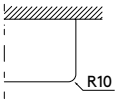

+5 mm

TO THE WALL*

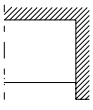

+ >16 mm

WITH TOWEL BAR

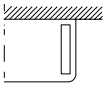

+85 mm

CURVE

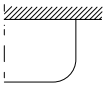

+5 mm

○ 2. COUNTERTOP FOR SEMI-RECESSED BASINS

Choose the finish for the left side

STANDARD

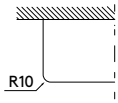

+5 mm

TO THE WALL*

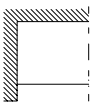

+ >16 mm

WITH TOWEL BAR

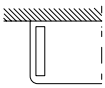

+85 mm

CURVE

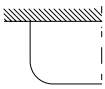

+5 mm

M = Size of the vanity
L = M + Left finish + Right finish
L (Up to 2400)
X1 and Y1 (if two basins are wanted) must be a minimum of 300 mm
If tap is wanted, Z2=55

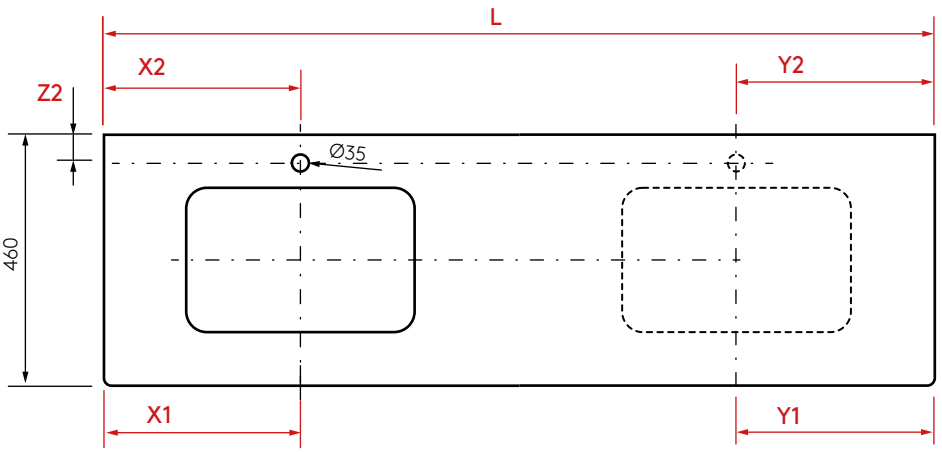

*Installing with a power strip is recommended.

Choose the finish for the right side

STANDARD

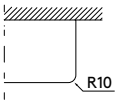

+5 mm

TO THE WALL*

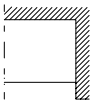

+ >16 mm

WITH TOWEL BAR

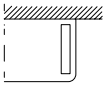

+85 mm

CURVE

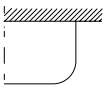

+5 mm